



Digital that feels like physical

Exhibitor Guide





# Why Attend the Virtual Event?

## ★ EXPOSURE

Create your personalized company booth & share written and video content with all event attendees.

## ★ LEAD GENERATION

Make valuable connections & discover new leads. Connect via chat & video with the right people. Even get matches suggested for your company based on who you want to reach during the event!

## ★ ACCESSIBILITY

Join digitally from anywhere in the world & extend your reach while saving time and travel costs & the environment.

## ★ ACTIONABLE INSIGHTS

Receive valuable data on your booth for the whole event.





# 1. Before the Event

## ★ **SAVE THE DATE**

Have all the representatives block the event in their agenda.

## ★ **DOWNLOAD THE EVENT APPLICATION**

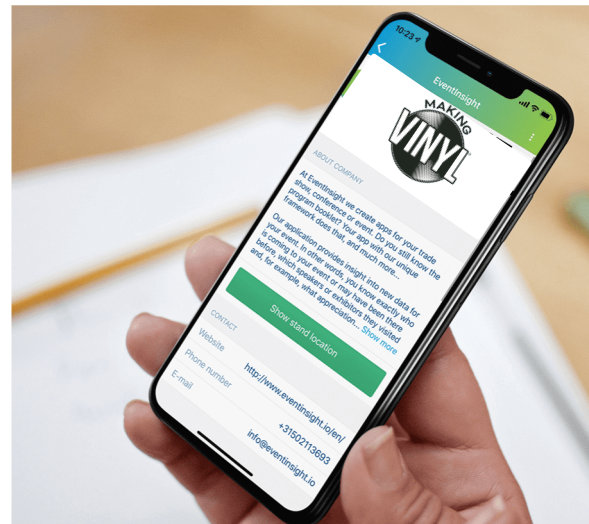
Download in the AppStore or Play Store. Each representative can login with their personal event credentials & start preparing for the event.

## ★ **COMPLETE YOUR PERSONAL PROFILES**

Fill in profile photos, contact information, and more! Your organiser has already created your company page in the application for you - but you can also edit this.

## ★ **GET INTERACTIVE**

Check out the attendees list, make connections, pre-schedule appointments & more!





# 1. Before the Event

## ★ THE COUNTDOWN IS ON!

X hours in advance you can enter the virtual venue and edit your virtual booth.



Download Brochure



### TAGS

– Let's Get Digital Partners

<https://www.eventinsight.io>  
[sales@eventinsight.io](mailto:sales@eventinsight.io)

### HEADQUARTERS


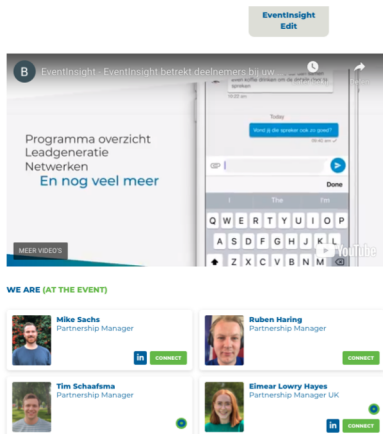
Atoomweg 2-H  
9743AK Groningen  
Tel: +31502113693

### ABOUT US

Turn visitors into participants again

Offer added value through networking opportunities and gain insight into how to keep your event relevant.

<https://www.eventinsight.io>



## ★ WHERE CAN I FIND MY BOOTH?

→ Click on 'COMPANIES'

→ Search your company in the search bar

→ Click on your logo

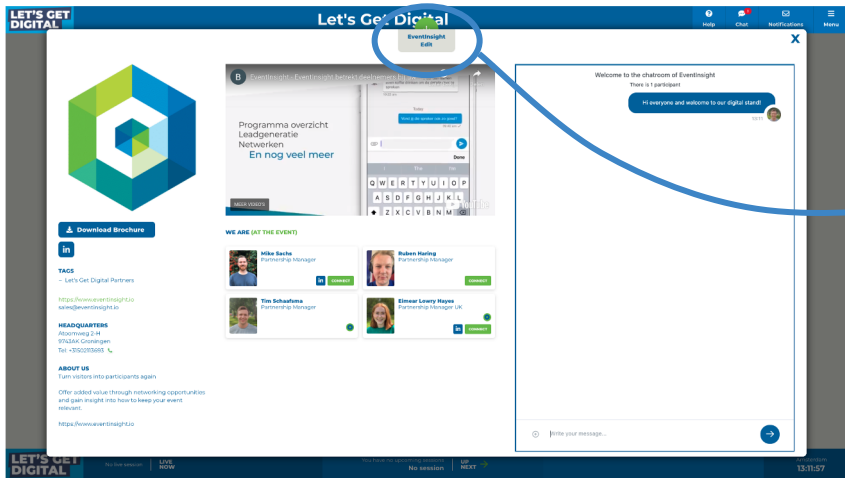
→ You are now in your virtual booth!





# 1. Before the event

- ★ **Edit your own company booth via;**
  - The Edit button
- ★ **Make sure you fill in all your company details and make your company booth attractive.**
  - You can place a pre-recorded video or live stream within your booth



Eventinsight

**Bestand kiezen** Geen bestand gekozen

Company name  
Eventinsight

**About the company**

Turn visitors into participants again

Offer added value through networking opportunities and gain insight into how to keep your event relevant.

<https://www.eventinsight.io>

**Contact info**

Website  
<https://www.eventinsight.io>

E-mail  
[sales@eventinsight.io](mailto:sales@eventinsight.io)

Phone number  
+31502113693

**Social media**

LinkedIn profile  
<https://www.linkedin.com/company/eventinsight/?viewAsMentor>

Facebook page

Twitter profile

Youtube url  
<https://www.youtube.com/watch?v=Ne6wTY6SHRU>

File url  
<http://www.eventinsight.io>

**Save** **Close**



## 2. Day of Event

### ★ CHECK-IN & GET GOING

Have each representative check-in with their personal login details (received by email).

### ★ ACCEPT PRIVACY SETTINGS

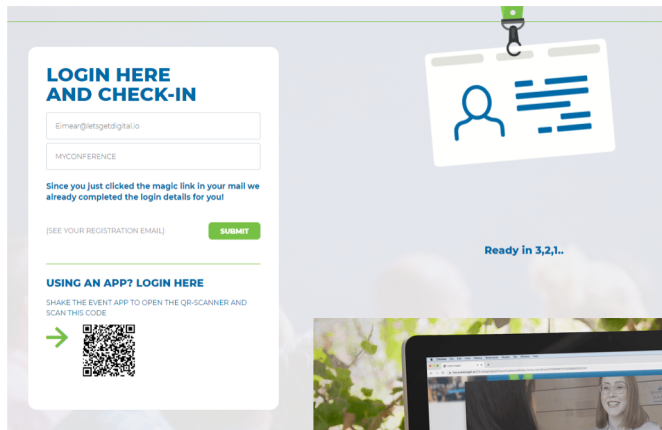
Remember, you can always change your profile privacy!

### ★ TAKE THE TOUR

Get an introduction to the platform & explore!

### ★ SAY HELLO

Already greet and chat with others at the event via your company chatbox or the lobby chatbox!

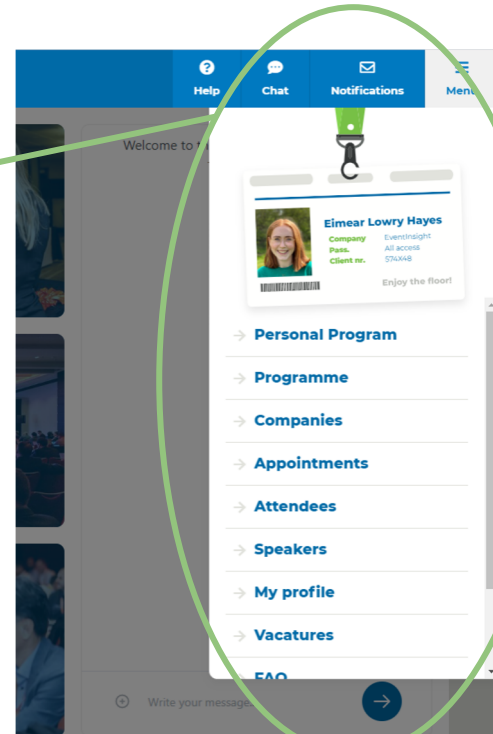




## 2. Day of Event

### ★ Easily access everything you want via;

- The Lobby tiles
- The drop-down menu



## 2. Day of Event

### → LET THE NETWORKING COMMENCE!

As an exhibitor you want to expand & strengthen your network. But how can you do this through Let's Get Digital?

#### → The event Lobby chatbox

#### → Your company chatbox

#### → Via attendees' profiles

Schedule 1-on-1 meetings, instantly video chat, start 1-on-1 chats, add people to your connections list!

#### → Networking carousel

Match with prospects for video speeddates

#### → Matchmaking based on interests

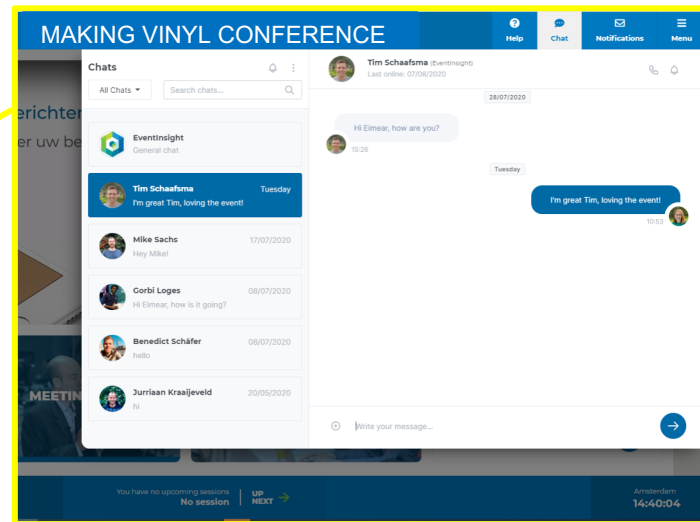




## 2. Day of Event

### ★ Chat with other people at the event via;

- The Lobby chatbox
- The chat icon

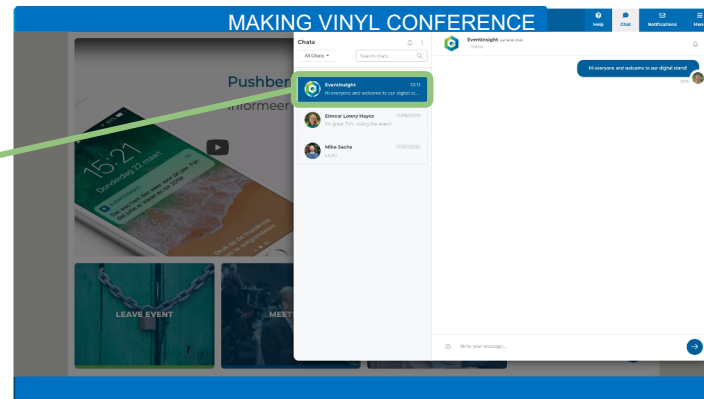




## 2. Day of Event

★ Keep an eye on your stand while following the program via;

- The chat icon
- Your exhibitor chat





## 2. Day of Event

- ★ **Never miss a chat message, a request for connections or for appointments!**
  - Simply check the notification bar





### 3. After the event

#### ★ GETTING VALUABLE DATA & ROI

Extract important data from the event!

- Visitor names
- Emails
- Company functions
- Number of visits
- Time (in minutes) spent at your booth
- First vs. last visit to your booth
- Who downloaded your brochure?
- Exports (conversations in company chatbox & connections you made on the event)







*Digital that feels like physical*

Questions?

Contact: Bryan Ekus +1 (407) 733 1901 [bryan@makingvinyl.com](mailto:bryan@makingvinyl.com)