



Digital that feels like physical

Participant Guide





Why Attend the Virtual Event?

★ EXPERIENCE

Join digitally from anywhere in the world but get the same experience as you would if you physically attended!

★ CONTENT

Let the speakers take the stage & interactively engage in presentations, discussions and workshops.

★ CONNECTIONS

Network via chat or video with the right people - speakers, attendees or company representatives. Look out for the matches created for you based on your interests!

★ LASTING VALUE

Leave the event with new connections, relevant insights & valuable material.





1. Before the Event

★ **SAVE THE DATE**

Block the event in your agenda so you don't miss out!

★ **DOWNLOAD THE EVENT APPLICATION**

Download in the AppStore or PlayStore, login with your event credentials & start your event experience!

★ **COMPLETE PROFILE**

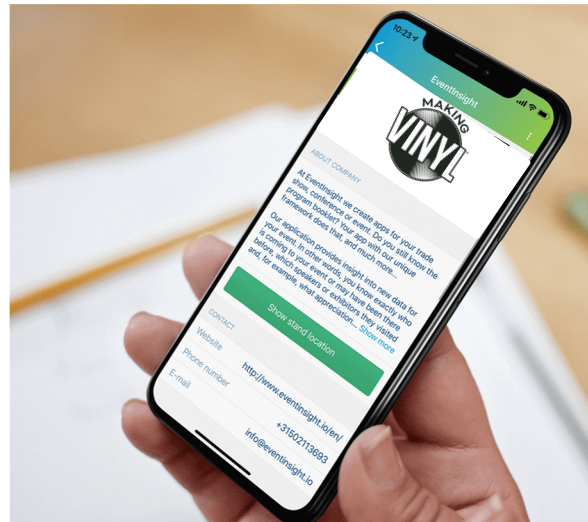
Add your profile photo, contact information, bio & interests!

★ **GET PLANNING**

Check out the program, create your personal program, schedule appointments!

★ **GET INTERACTIVE**

Chat with attendees, make connections & more!





2. Day of Event

★ CHECK-IN & GET GOING

Enter your personal login details
(received in email)

★ ACCEPT PRIVACY SETTINGS

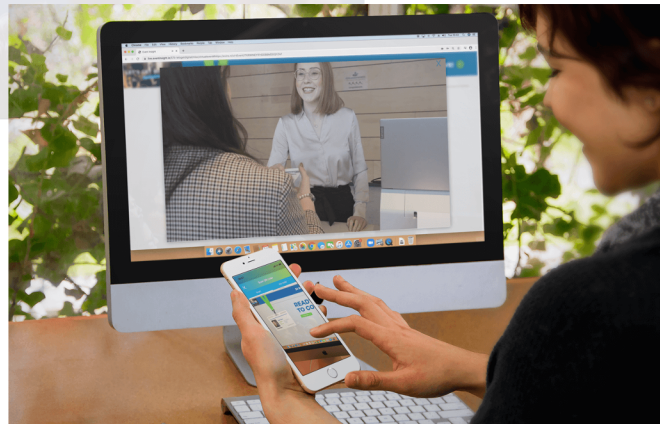
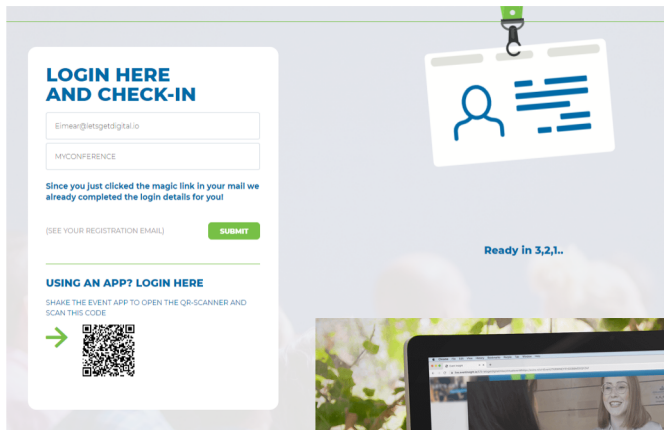
Remember, you can always change
your profile privacy!

★ TAKE THE TOUR

Get an introduction to the platform
& explore!

★ SAY HELLO

Already greet and chat with others
at the event via the lobby chatbox!

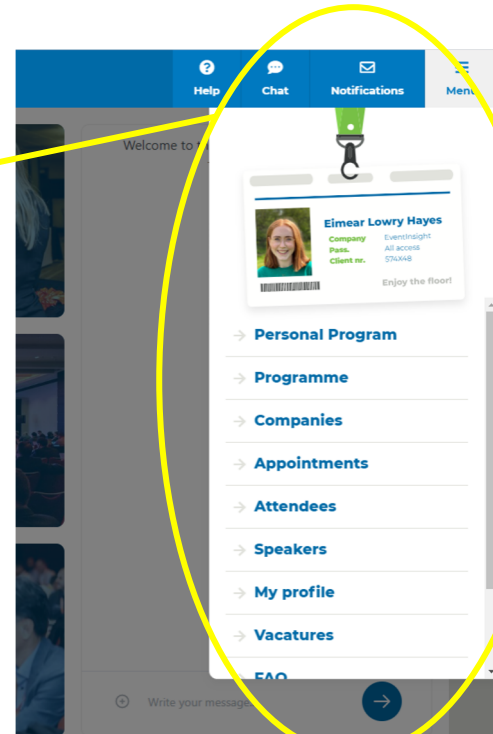




2. Day of Event

★ Easily access everything you need via;

- The Lobby tiles
- The drop-down menu

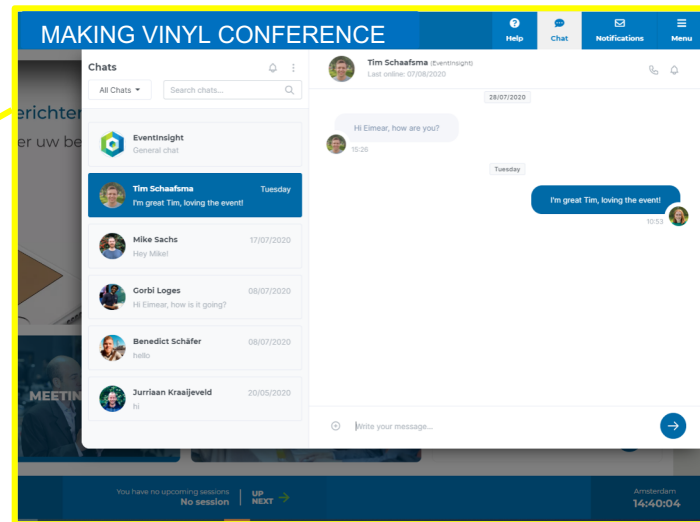




2. Day of Event

★ Chat with other people at the event via;

- The Lobby chatbox
- The chat icon

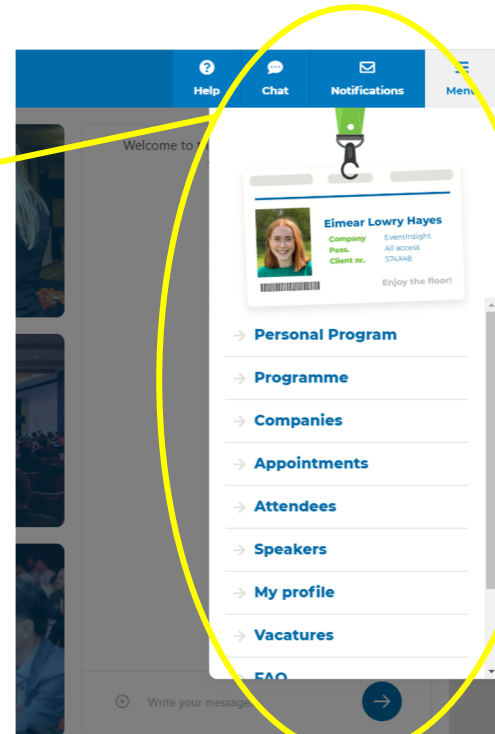




2. Day of Event

★ Stay notified when;

- You have something coming up in your program
- When you have connection or meeting requests





2. Day of Event - Make the most of...

... THE PROGRAM

★ How do I join a program item?

- > Click on 'Program'
- > Click on the program item of your choice
- > Click on 'Enter room'

★ What can I do in a session?

- Watch content
- Select your preferred view layout
- Chat via the audience chatbox
- Ask and/or upvote questions
- Vote in polls
- 'Raise a hand' & join the speaker(s) onstage
- Breakout into smaller working groups



2. Day of Event - Make the most of...

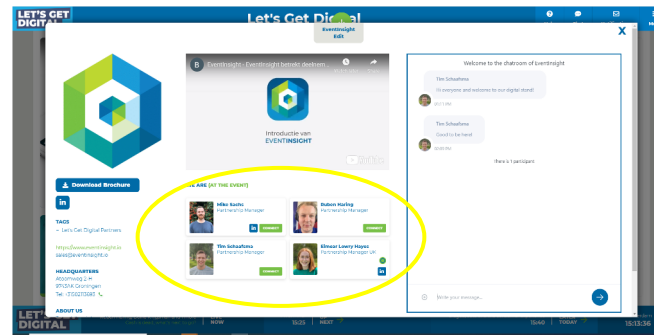
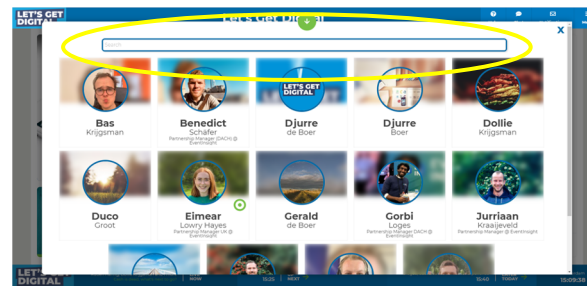
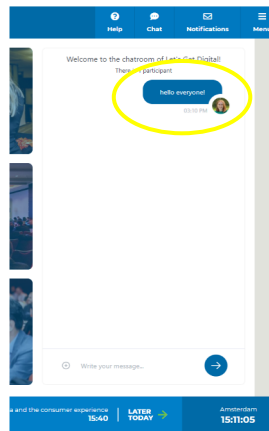
... NETWORKING

★ How do I find people at the event?

Option 1. Click on a person's name above their message in the Lobby chatbox

Option 2. Click on 'Attendees' in the dropdown menu. You can filter according to who you are searching for!

Option 3. Find people (company representatives) listed on the company booth pages

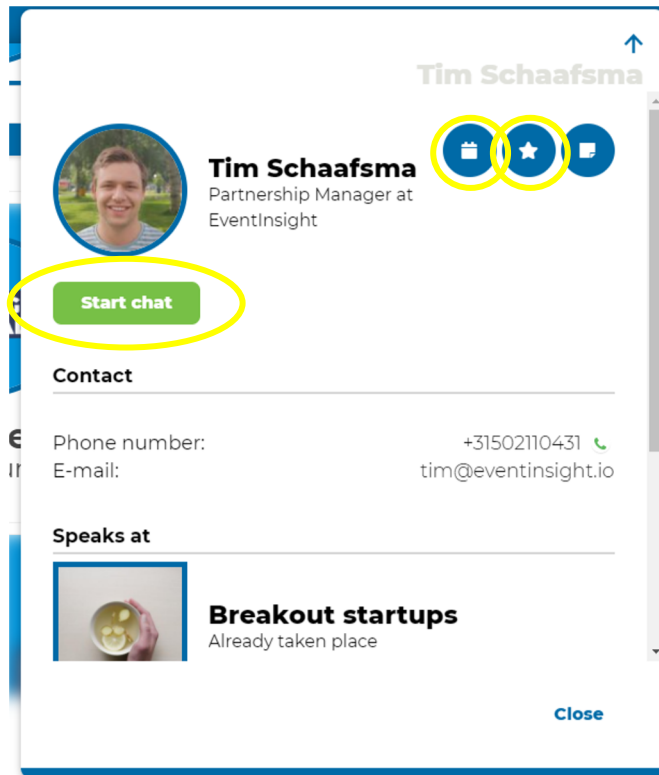


2. Day of Event - Make the most of...

... NETWORKING

★ How can I network with people at the event?

- 1-on-1 messages (Start chat)
- Instant video chat
- Schedule an appointment
- Add to connection
- Join a networking carousel!



2. Day of Event - Make the most of...

... THE EXHIBITION

★ Find companies

Search & filter the list to find the companies that are a fit for you!

★ Download materials

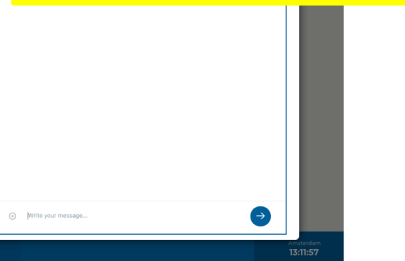
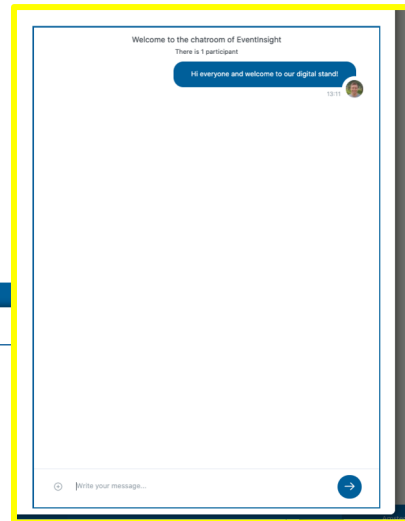
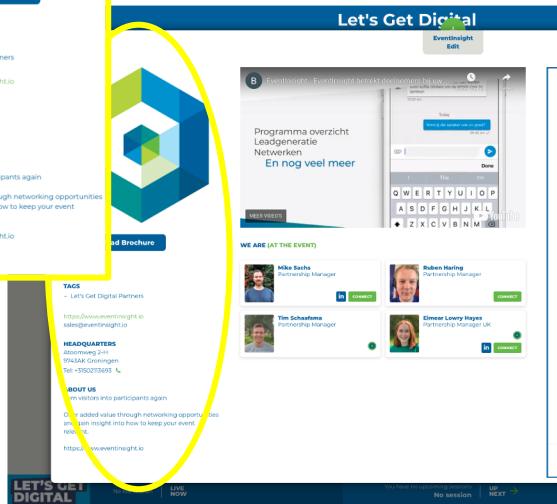
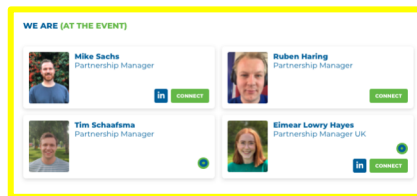
Brochures & info are a click away!

★ Interact & ask!

Chat via the company chatbox (public) & ask questions to the representatives.

★ Want to chat 1-on-1?

Then click on one of the representatives profiles!





3. After the event

★ **CONTINUE GETTING VALUE**

Use the application for 3 months after the event has ended.

- ★ **Continue conversations**
- ★ **Make even more connections**
- ★ **Downloads handouts & brochures**

★ **DID YOU MISS ANYTHING?**

Login back into the event 24 hours later to watch all recorded content on-demand!





Digital that feels like physical

Questions?

Contact: Bryan Ekus +1 (407) 733 1901 bryan@makingvinyl.com